



# 2010 PONY Softball Tournament

## ZONE - 8U Division

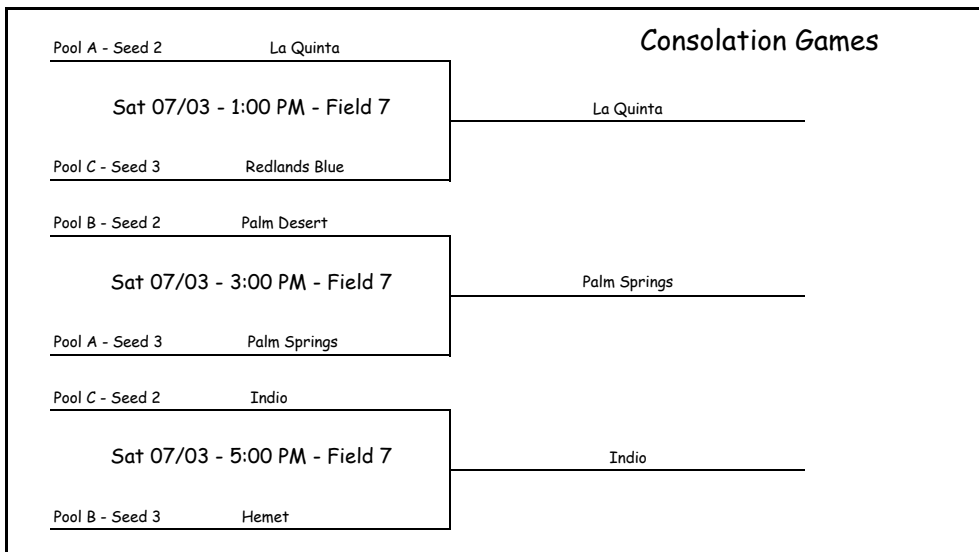
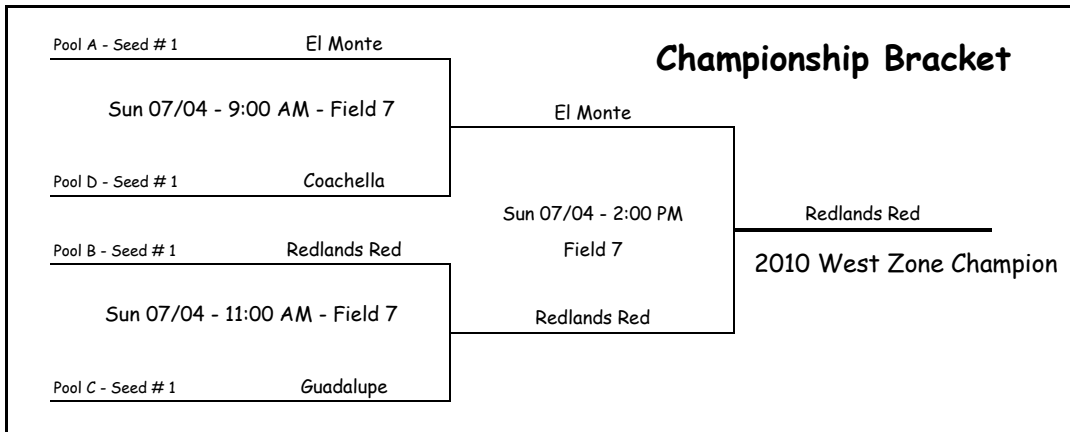
### Redlands, CA



Tournament Directors - Brad Hubbard, Dana Robie

P o o l G a m e s	Game #	Time	Day-Date	Field	Visitor	Score	Home	Score
	1	5:00 PM	Wed - 6/30	3	Palm Desert	0	Redlands Red	9
	2	7:00 PM	Wed - 6/30	3	Coachella	10	Guadalupe	3
	3	5:00 PM	Wed - 6/30	4	Moreno Valley	6	Indio	5
	4	7:00 PM	Wed - 6/30	4	Palm Springs	0	El Monte	11
	5	4:00 PM	Thur - 7/01	4	Redlands Blue	7	Moreno Valley	12
	6	6:00 PM	Thur - 7/01	4	Coachella	9	Redlands Blue	5
	7	4:00 PM	Thur - 7/01	7	Redlands Red	15	Hemet	1
	8	6:00 PM	Thur - 7/01	7	La Quinta	15	Palm Springs	2
	9	4:00 PM	Fri - 07/02	7	Hemet	3	Palm Desert	15
	10	6:00 PM	Fri - 07/02	7	Guadalupe	10	Moreno Valley	8
	11	9:00 AM	Sat - 07-03	7	El Monte	9	LaQuinta	4
	12	11:00 AM	Sat - 07-03	7	Indio	3	Coachella	4

Pool	Team	Win	Loss	Tie	W/L %	Total Runs Allowed	Seed
<b>A</b>	El Monte	2	0	0	1.000	4	A1
	La Quinta	1	1	0	0.500	11	A2
	Palm Springs	0	2	0	0.000	26	A3
<b>B</b>	Hemet		2	0	0.000	30	B3
	Palm Desert	1	1	0	0.500	12	B2
	Redlands Red	2			1.000	1	B1
<b>C</b>	Guadalupe	1	1		0.500	18	C1
	Indio		2		0.000	10	C2
	Redlands Blue		2		0.000	21	C3
<b>D</b>	Coachella	2			1.000	11	D1
	Moreno Valley	2	1		0.667	22	D2



# 2010 PONY Softball Tournament ZONE - 10U Division

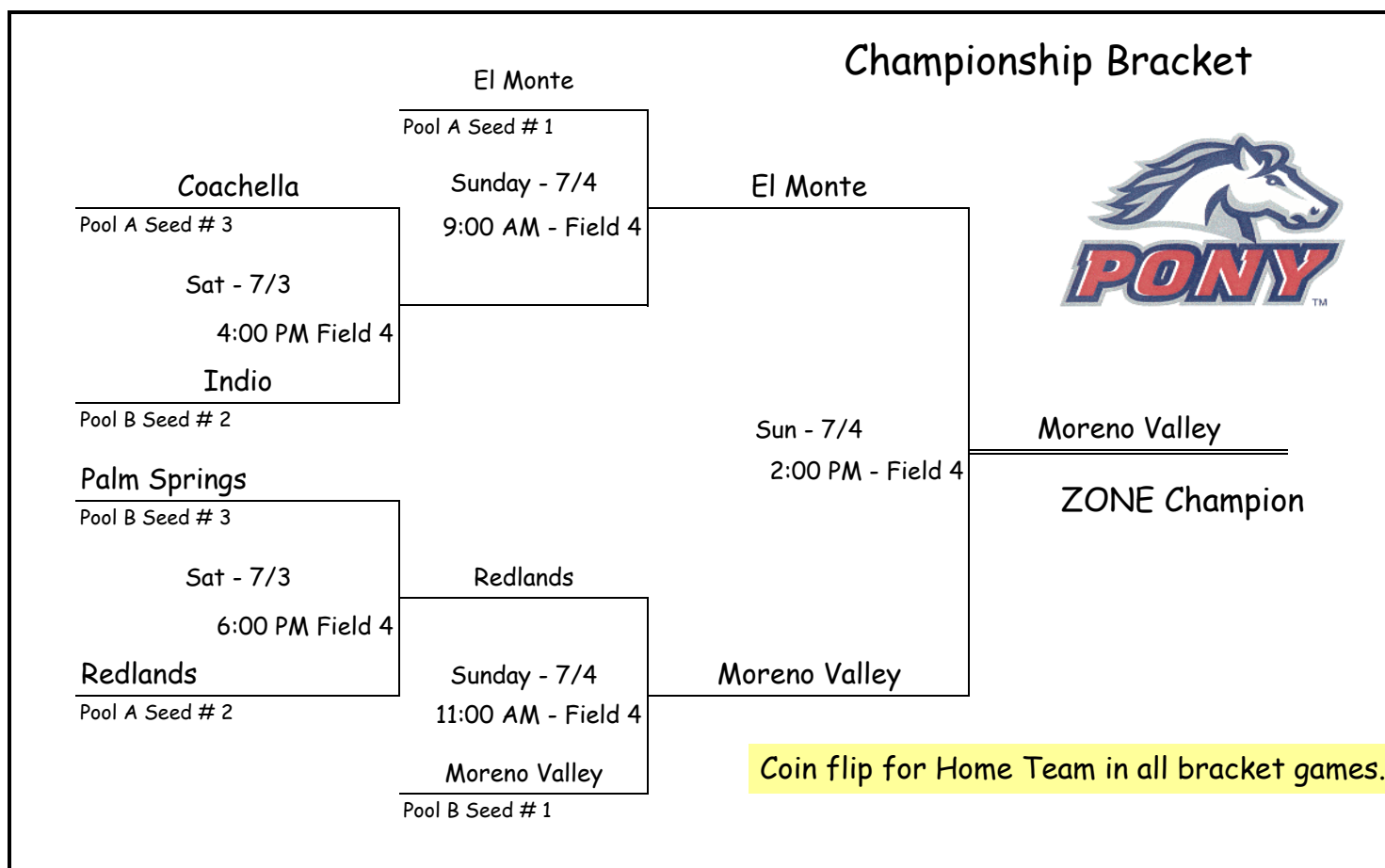


## Redlands, CA

Tournament Directors - Dana Robie, Brad Hubbard

P o o l	Game #	Time	Day-Date	Field	Visitor	Score	Home	Score
A	1	8:00 PM	Thur - 7/1	4	Redlands	16	Coachella	1
	2	6:00 PM	Fri - 7/2	4	Palm Springs	3	Indio	4
	3	8:00 PM	Fri - 7/2	4	El Monte	5	Redlands	3
B	4	9:00 AM	Sat - 7/3	4	Moreno Valley	12	Palm Springs	2
	5	11:00AM	Sat - 7/3	4	Indio	0	Moreno Valley	12
	6	1:00PM	Sat - 7/3	4	Coachella	0	El Monte	10

Pool	Team	Win	Loss	Tie	W/L %	Total Runs Allowed	Seed
A	Coachella	0	2	0	0.000	26	A3
	El Monte	2	0	0	1.000	3	A1
	Redlands	1	1	0	0.500	6	A2
B	Indio	1	1	0	0.500	15	B2
	Moreno Valley	2	0	0	1.000	2	B1
	Palm Springs	0	2	0	0.000	16	B3





# 2010 PONY Softball Tournament

## ZONE - 12U Division

Redlands, CA

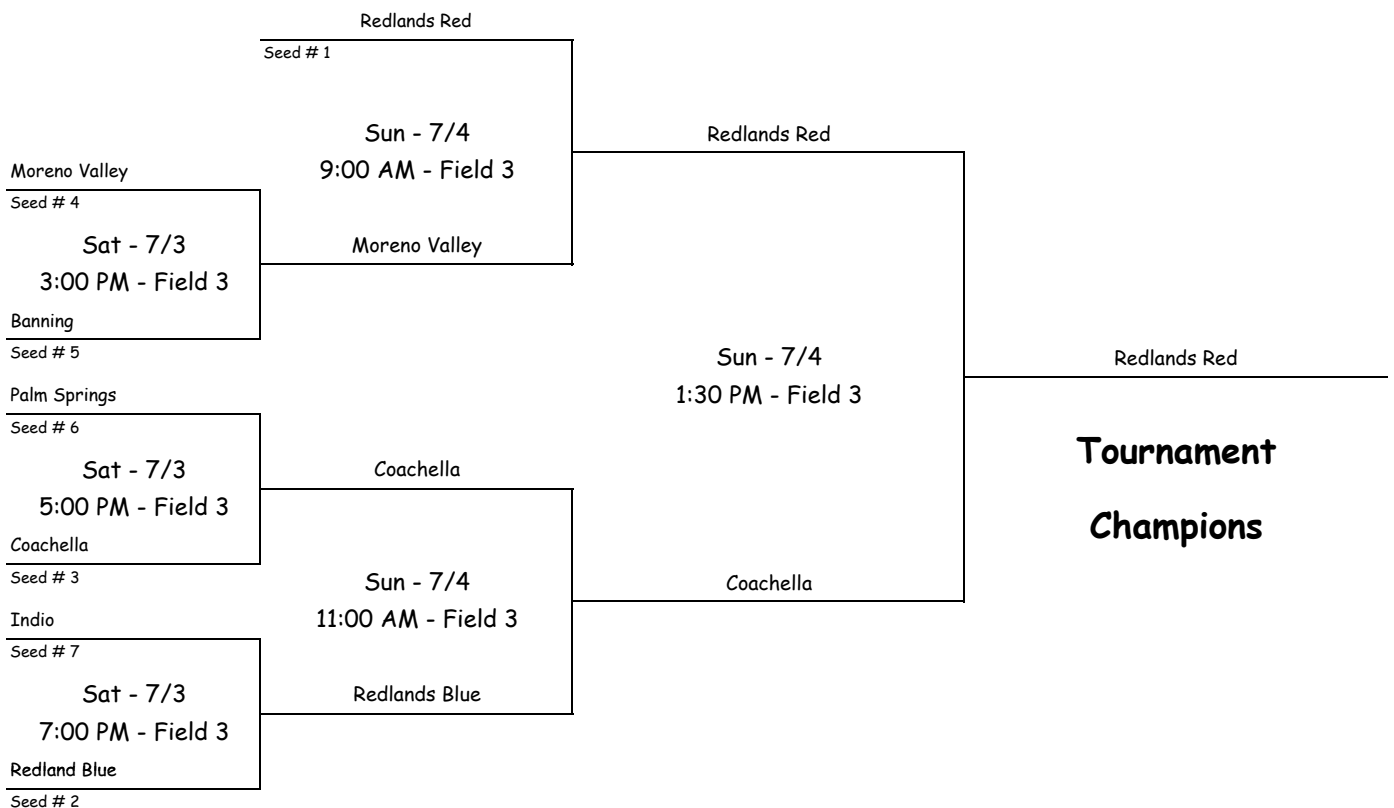


Tournament Directors - Brad Hubbard, Dana Robie

Pool	Game #	Time	Day-Date	Field	Visitor	Score	Home	Score
	Play	1	8:00 PM	Thu - 7/1	3	Redlands Blue	9	Palm Springs
2		4:00 PM	Fri - 7/2	3	Redlands Red	10	Coachella	2
3		6:00 PM	Fri - 7/2	3	Moreno Valley	15	Banning	5
4		8:00 PM	Fri - 7/2	3	Indio	2	Redlands Blue	12
5		9:00 AM	Sat - 7/3	3	Palm Springs	0	Redlands Red	11
6		11:00 AM	Sat - 7/3	3	Banning	9	Indio	5
7		1:00 PM	Sat - 7/3	3	Coachella	9	Moreno Valley	8

Team	Win	Loss	Tie	W/L %	Total Runs Allowed	Seed
Banning	1	1	0	0.500	20	5
Coachella	1	1	0	0.500	18	3
Indio	0	2	0	0.000	21	7
Moreno Valley	1	1	0	0.500	14	4
Palm Springs	0	2	0	0.000	20	6
Redlands Blue	2	0	0	1.000	8	2
Redlands Red	2	0	0	1.000	2	1

## Championship Bracket



# 2010 PONY Softball Tournament ZONE - 14U Division

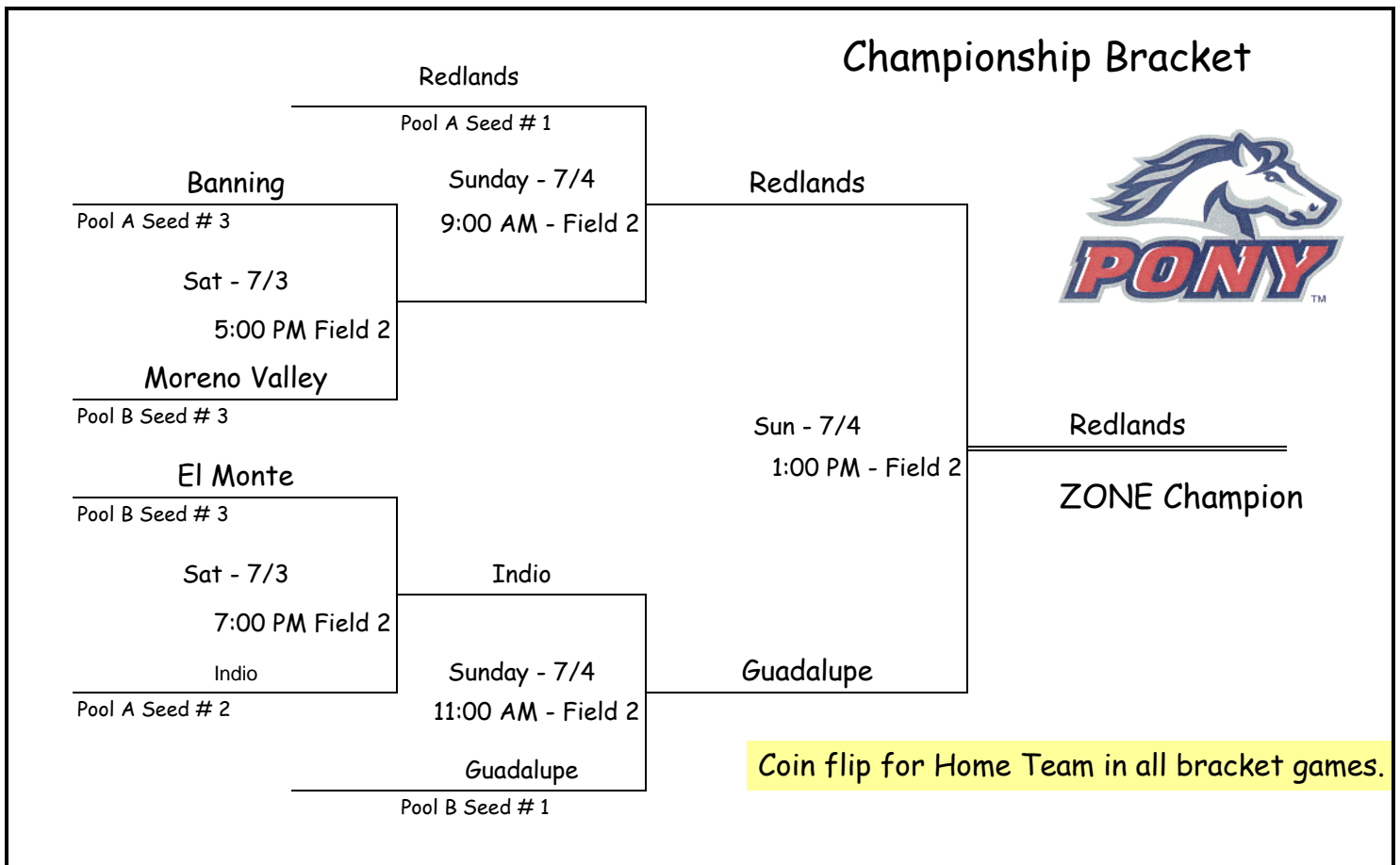


## Redlands, CA

Tournament Directors - Dana Robie, Brad Hubbard

P o o l	Game #	Time	Day-Date	Field	Visitor	Score	Home	Score
A	1	4:00 PM	Thurs - 7/1	2	Redlands	13	Banning	0
	2	4:00 PM	Thurs - 7/1	3	Guadalupe	4	El Monte	3
	3	6:00 PM	Thurs - 7/1	3	El Monte	19	Moreno Valley	3
B	4	4:00 PM	Fri - 7/2	2	Indio	4	Redlands	8
	5	9:00 AM	Sat - 07/3	2	Moreno Valley	0	Guadalupe	12
	6	11:00 AM	Sat - 07/3	2	Banning	6	Indio	8

Pool	Team	Win	Loss	Tie	W/L %	Total Runs Allowed	Seed
A	Banning	0	2	0	0.000	21	A3
	Indio	1	1	0	0.500	14	A2
	Redlands	2	0	0	1.000	4	A1
B	Guadalupe	2	0	0	1.000	3	B1
	El Monte	1	1	0	0.500	7	B2
	Moreno Valley	0	2	0	0.000	31	B3





**2010 PONY Softball Tournament**  
**ZONE 16U Division**  
**Redlands, CA**



Tournament Directors - Brad Hubbard, Dana Robie

	Game #	Time	Day-Date	Field	Pool		Play	
					Team	Score	Team	Score
	1	6:00 PM	Thurs - 7/1	2	Redlands	4	Guadalupe	4
	2	8:00 PM	Thurs - 7/1	2	Beaumont	0	Thermal	8
	3	6:00 PM	Fri - 7/2	2	Thermal	5	Redlands	3
	4	8:00 PM	Fri - 7/2	2	Guadalupe	7	Beaumont	1
	5	1:00 PM	Sat - 7/3	2	Redlands	15	Beaumont	7
	6	3:00 PM	Sat - 7/3	2	Thermal	7	Guadalupe	1

Team	Win	Loss	Tie	W/L %	Total Runs Allowed	Seed
Beaumont	0	3	0	0.000	30	4
Guadalupe	1	1	1	0.500	12	2
Redlands	1	1	1	0.500	1	3
Thermal	3	0	0	1.000	4	1

